

	SCHEDA TECNICA TECHNICAL SHEET	Date: 07/11/2018	Rev/0

Codice / Code: CB4006	Descrizione / description: Duplex doccia con presa acqua ad incasso, supporto in ottone e flessibile cm 150, doccia monogetto in ottone FLAT ONE <i>Shower set with brass water supply flange, shower bracket and hose cm 150, single function brass handshower FLAT ONE</i>
--	---


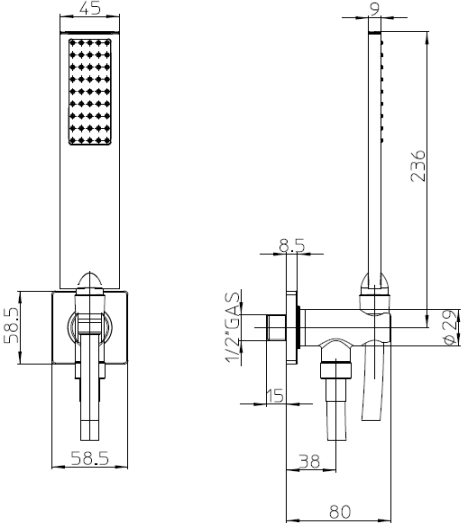
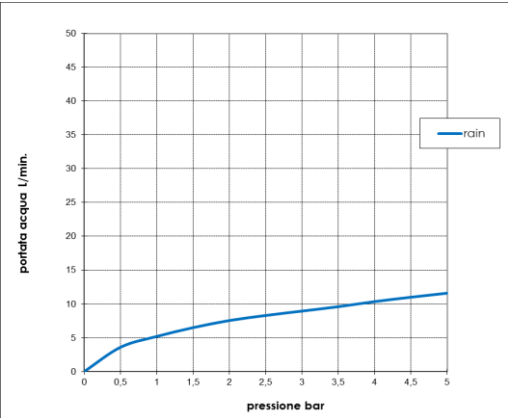
Foto / image 	Disegni / drawings 
--	---

Grafico di portata / Flow rate diagram <table border="1"> <thead> <tr> <th></th> <th>rain</th> </tr> </thead> <tbody> <tr><td>0</td><td>0</td></tr> <tr><td>0,5</td><td>3,6</td></tr> <tr><td>1</td><td>5,2</td></tr> <tr><td>1,5</td><td>6,5</td></tr> <tr><td>2</td><td>7,55</td></tr> <tr><td>2,5</td><td>8,3</td></tr> <tr><td>3</td><td>8,95</td></tr> <tr><td>3,5</td><td>9,6</td></tr> <tr><td>4</td><td>10,35</td></tr> <tr><td>4,5</td><td>11</td></tr> <tr><td>5</td><td>11,6</td></tr> <tr> <td>pressione bar</td> <td>portata L/min</td> </tr> </tbody> </table>		rain	0	0	0,5	3,6	1	5,2	1,5	6,5	2	7,55	2,5	8,3	3	8,95	3,5	9,6	4	10,35	4,5	11	5	11,6	pressione bar	portata L/min	
	rain																										
0	0																										
0,5	3,6																										
1	5,2																										
1,5	6,5																										
2	7,55																										
2,5	8,3																										
3	8,95																										
3,5	9,6																										
4	10,35																										
4,5	11																										
5	11,6																										
pressione bar	portata L/min																										

MATERIALI / materials Doccia Flat One B00270: Tubo in ottone, Diffusore in silicone, altri componenti in plastica (Nylon, ABS); Supporto CB4000: Ottone; Flessibile A00158: PVC rinforzato nylon, raccordi in ottone cromato, guarnizioni in EPDM Handshower Flat One B00270: Brass tube, Silicone diffuser, Plastic for other components (Nylon, ABS); Bracket CB4000: Brass; Hose A00158: Nylon reinforced PVC tube, connectors by chrome plated brass, EPDM gaskets

CARATTERISTICHE IDRAULICHE / hydraulic features					
	pressione pressure	portata flow rate	temperatura temperature	<i>solo per miscelatori termostatici</i> <i>only for thermostatic mixers</i>	
min	1 bar	/	/	Blocco di sicurezza safety lock	/
max	5 bar	/	<70°C	Temperatura acqua fredda cold water temperature	/
consigliata recommended	2-3 bar	5 L/min	/	Temperatura acqua calda hot water temperature	/

CERTIFICAZIONI / CERTIFICATIONS Hose A00158: ACS (FRA),NF [EN1113] (FRA); Handshower B00270: CSA/IAPMO [ASME A112.18.1/CSA B125.1] (CAN/USA).
--

CONFORMITA' / CONFORMITY Handshower B00270: EN 1112; Chrome Plating: EN 248.
--