

Marchio / Brand ZUCCHETTI

Classe / Class

ISY

## ISY

ZD3729

Rubinetto incasso. / Wall valve.



Rubinetto incasso, diritto da 1/2" F x 1/2" F.

1/2" wall valve.

R99779



Parte incasso / Built-in part

## Finiture / Finishes

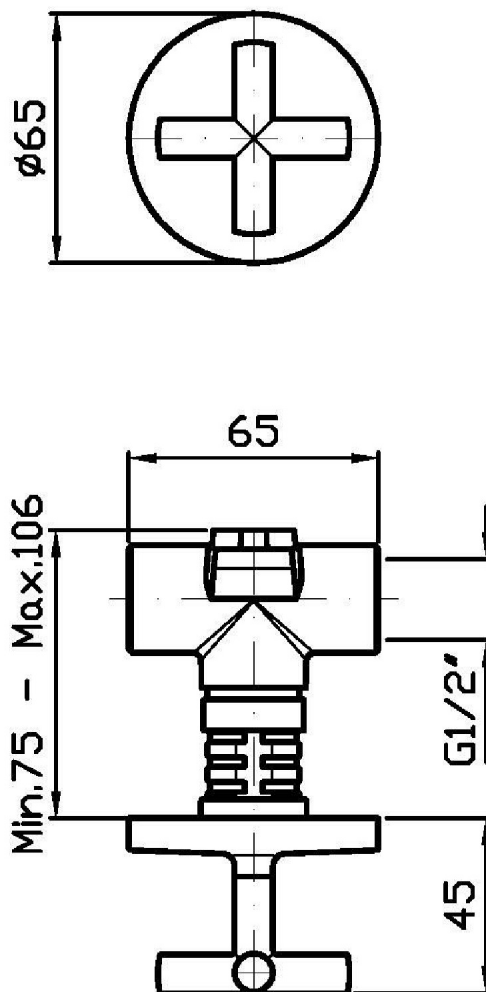


Cromo / Chrome

## ISY

ZD3729

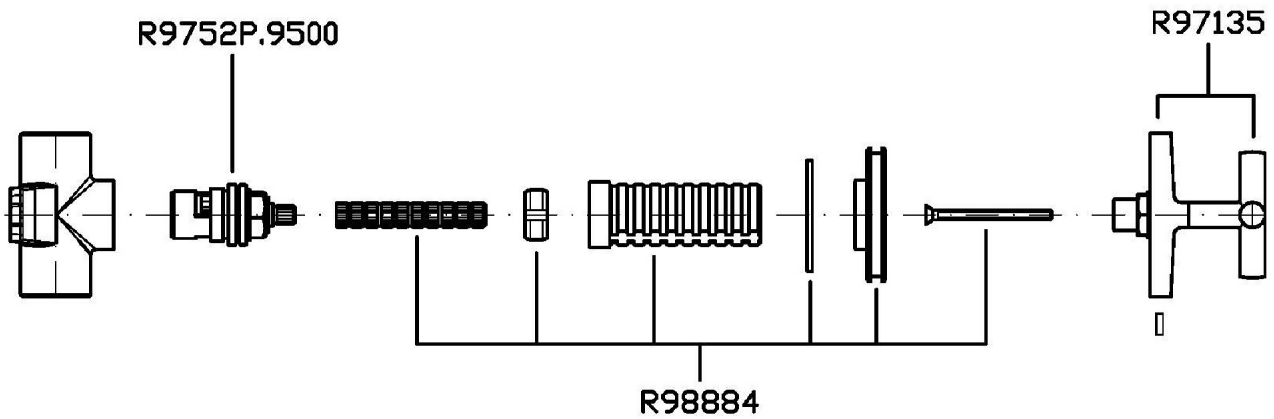
Disegno Complessivo / Overall Drawing



## ISY

ZD3729

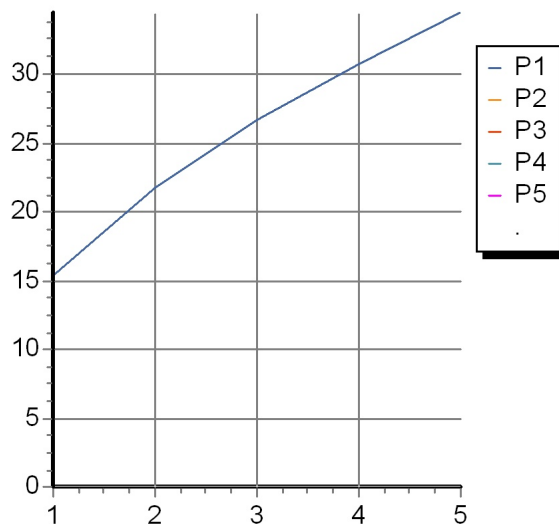
Esplosi / Exploded



## ISY

### ZD3729 Portate / Flowrates (lt/min)

PRESSIONE PRESSURE	1 BAR	2 BAR	3 BAR	4 BAR	5 BAR
1 RUBINETTO APERTO P1 1 TAP OPENED	15,3	21,7	26,6	30,7	34,5
P2					
P3					
P4					
P5					



## ISY

### ZD3729 Pesì e Misure / Weights and Sizes

Peso ( Kg ) Weight ( lb )	0,56 ( Kg )	1,234576 ( lb )
Volume ( dc3 ) - ( in3 )	1,6 ( dc3 )	0,000098 ( in3 )
h ( mm ) - ( in )	75 ( mm )	2,9527575 ( in )
L1 ( mm ) - ( in )	125 ( mm )	4,9212625 ( in )
L2 ( mm ) - ( in )	170 ( mm )	6,692917 ( in )

